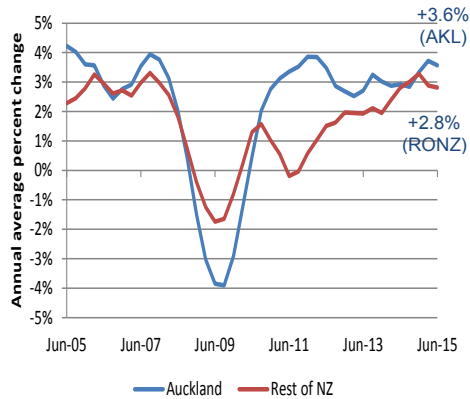


# Auckland Economic Update – November 2015

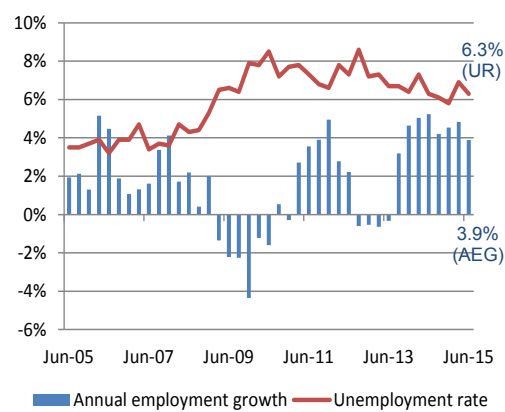
Data is latest available as at start of month and is for Auckland Region unless otherwise stated



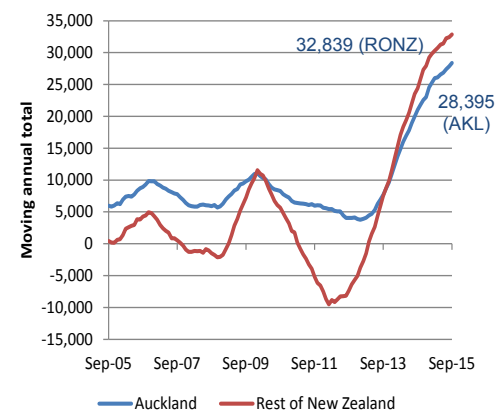
## Real GDP Growth<sup>1</sup>



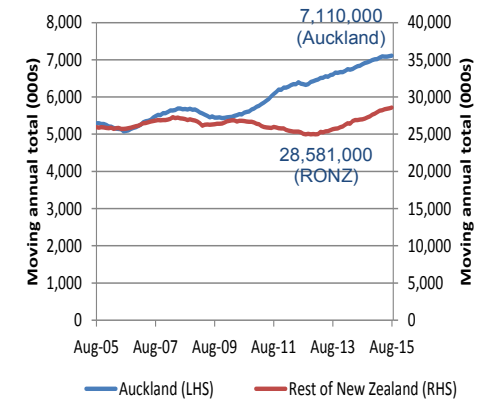
## Employment and unemployment



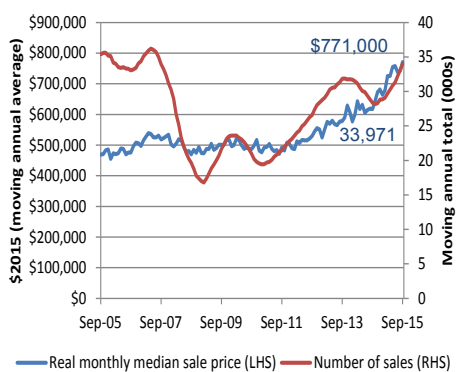
## Net migration



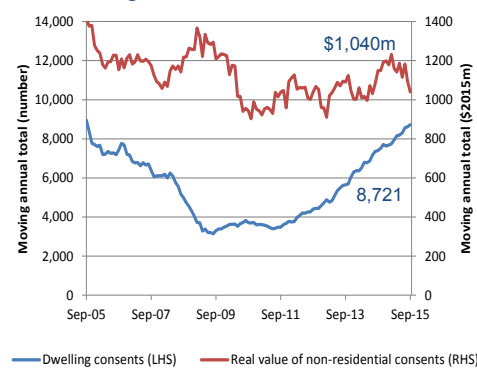
## Tourism – Guest nights



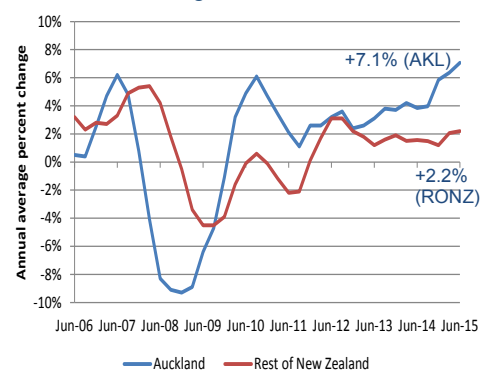
## House sales<sup>2</sup>



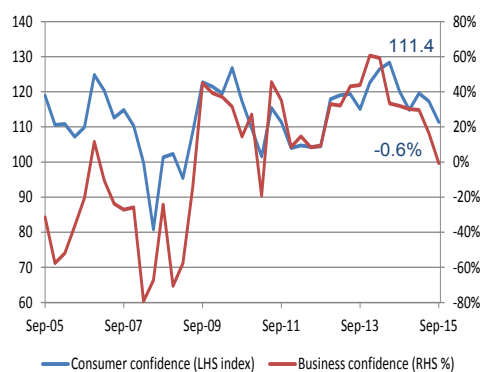
## New building consents



## Real retail sales growth



## Confidence indicators<sup>3,4</sup>



### Primary contact:

Ross Wilson – Analyst

✉ [Ross.Wilson@aucklandcouncil.govt.nz](mailto:Ross.Wilson@aucklandcouncil.govt.nz)

☎ 09 486 8561

### Other contacts:

Chris Parker – Chief Economist

✉ [Chris.Parker@aucklandcouncil.govt.nz](mailto:Chris.Parker@aucklandcouncil.govt.nz)

☎ 09 890 8169

### Sources:

All data is from Statistics New Zealand unless otherwise stated below:

(1) Infometrics, Regional Economic Database. There have been major revisions to the method employed by Statistics New Zealand to calculate GDP. This flows through to regional GDP estimates. GDP estimates are subject to change and/or revisions. (2) Real Estate Institute of New Zealand. (3) Westpac McDermott Miller. Values over 100 indicate more optimists than pessimists. (4) New Zealand Institute of Economic Research, Quarterly Survey of Business Opinion. Measures the net percentage of firms that believe the general business situation will improve in the next six months.