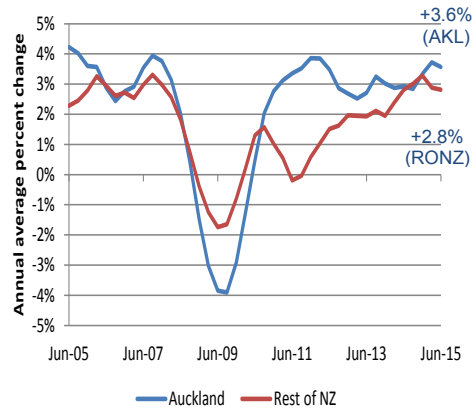


Auckland Economic Update – October 2015

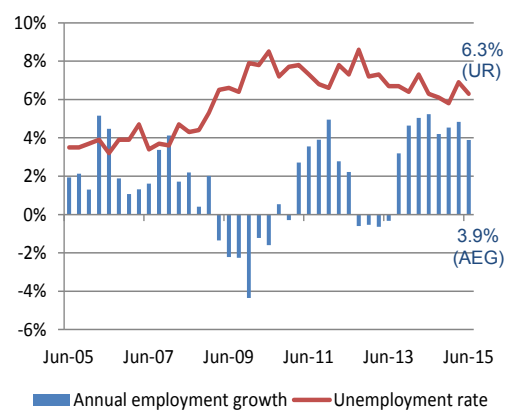
Data is latest available as at start of month and is for Auckland Region unless otherwise stated



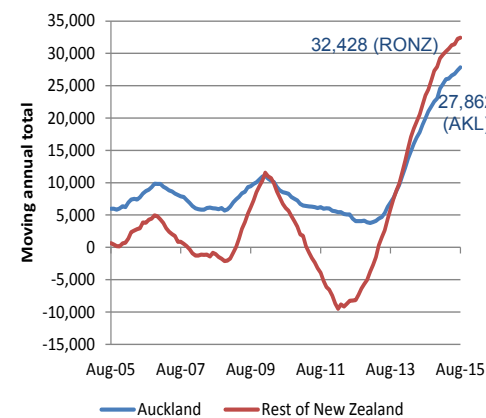
Real GDP Growth¹



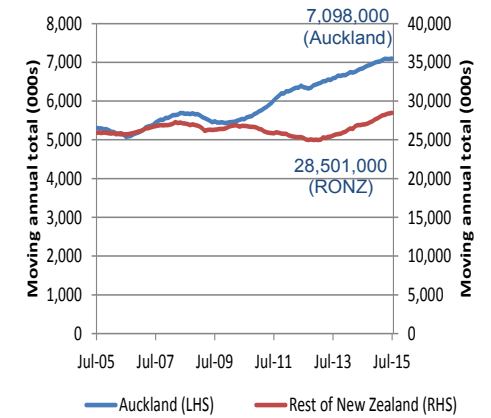
Employment and unemployment



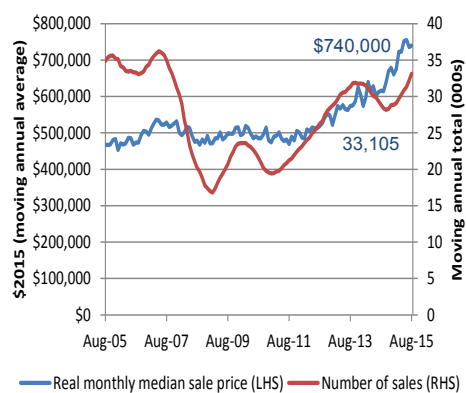
Net migration



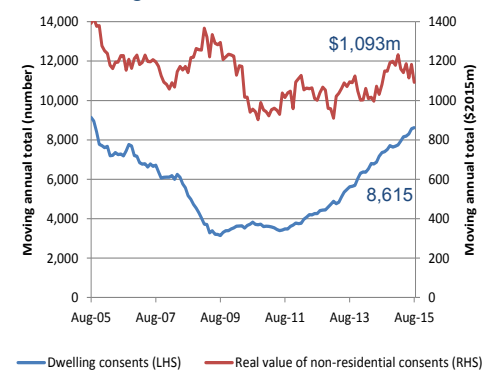
Tourism – Guest nights



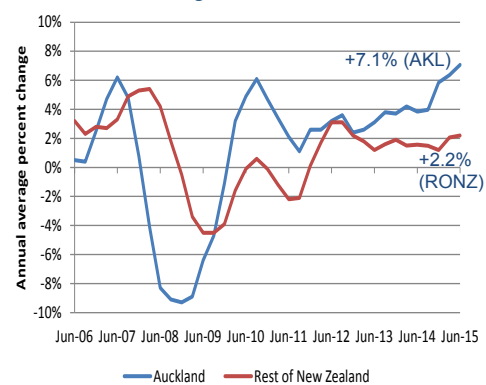
House sales²



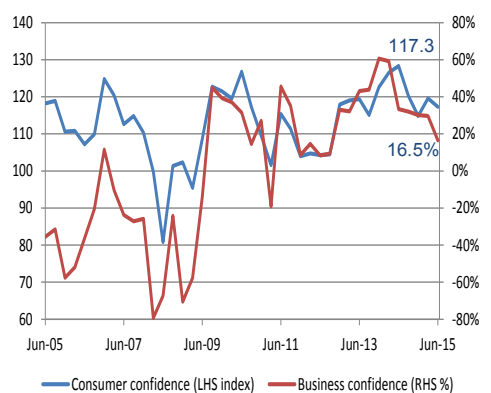
New building consents



Real retail sales growth



Confidence indicators^{3, 4}



Primary contact:

Ross Wilson – Analyst

✉ Ross.Wilson@aucklandcouncil.govt.nz

☎ 09 486 8561

Other contacts:

Chris Parker – Chief Economist

✉ Chris.Parker@aucklandcouncil.govt.nz

☎ 09 890 8169

Sources:

All data is from Statistics New Zealand unless otherwise stated below:

(1) Infometrics, Regional Economic Database. There have been major revisions to the method employed by Statistics New Zealand to calculate GDP. This flows through to regional GDP estimates. GDP estimates are subject to change and/or revisions. (2) Real Estate Institute of New Zealand. (3) Westpac McDermott Miller. Values over 100 indicate more optimists than pessimists. (4) New Zealand Institute of Economic Research, Quarterly Survey of Business Opinion. Measures the net percentage of firms that believe the general business situation will improve in the next six months.