

# Tahua ā-tau 2023/2024 Annual Budget 2023/2024

Te Poari ā-Rohe o Ōrākei  
Ōrākei Local Board



Volume  
**2**  
Extract

Local Board Information and Agreements




# Mihi

Noho mai rā Tāmaki Makaurau,  
 moana waipiata,  
 maunga kākāriki.  
 Mai i ngā wai kaukau o ngā tūpuna,  
 ki ngā puke kawē i ngā reo o te tini,  
 i puta ai te kī mōu.  
 Tū ana he maunga,  
 takoto ana he raorao,  
 heke ana he awaawa.  
 Ko ō wahapū te ataahua,  
 ō tāhuna te mahora,  
 te taiao e whītiki nei i a koe he taonga tuku iho.  
 Tiakina kia meinga tonu ai koe  
 ko 'te tāone taioreore nui o te ao,  
 manakohia e te iwi pūmanawa'.  
 Tāmaki Mākaurau tirohia te pae tawhiti  
 he whakairinga tūmanako  
 mō ngā uri whakaheke o āpōpō,  
 te toka herenga mō te hunga ka takahi ake  
 mā ō tomokanga,  
 te piriti e whakawhiti ai  
 tō iwi ki ngā huarahi o te ora.  
 Tāmaki Mākaurau e toro whakamua,  
 hīkina te mānuka.  
 Tērā te rangi me te whenua te tūtaki.  
 Maranga me te rā, he mahi māu me tīmata,  
 ka nunumi ana ki te pō,  
 whakatārewahia ō moemoeā ki ngā whetū.  
 Ko te oranga mutunga mōu  
 kei tua i te taumata moana.  
 Whakatuwherahia ō ringa, kūmea mai k i tō uma.  
 Tāmaki Makaurau  
 he tāone ūmanga kurupounamu koe;  
 tukua tō rongō kia rere i te ao.





**Tāmaki Makaurau**  
**who bestrides shimmering seas,**  
**and verdant mountains.**  
**From the bathing waters of our forebears,**  
**and hills that echo with voices**  
**that acclaim.**  
**Your mountains stand lofty,**  
**your valleys spread from them**  
**and your streams run freely.**  
**Your harbours are majestic,**  
**your beaches widespread,**  
**the environment that surrounds you is a legacy.**  
**Take care of it so that you will always be known**  
**as ‘the world-class city**  
**where talent wants to be’.**  
**Tāmaki Makaurau looking to the future,**  
**repository of our hopes**  
**for generations to come,**  
**anchor stone for those who venture**  
**through your gateway,**  
**and the bridge that connects**  
**your citizens to life.**  
**Tāmaki Makaurau moving on,**  
**accepting all challenges.**  
**Where even heaven and earth might meet.**  
**Rise with the sun as there is work to be done**  
**and when evening comes,**  
**allow your dreams to glide among the stars.**  
**Perpetual health and growth**  
**is beyond the horizon of cresting waves.**  
**Open your arms and pull them to your embrace.**  
**Tāmaki Makaurau, you are a city**  
**where valued business and enterprise thrives;**  
**let your good name traverse the world.**



He kōrero mō tēnei tuhinga  
**About this document**

This document is an excerpt of Volume 2 of Te Kaunihera o Tāmaki Makaurau/Auckland Council’s plan for delivering services, and building infrastructure during the 2023/2024 financial year, the third year of the council’s 10-year Budget 2021-2031 (The Recovery Budget, Long-term Plan or LTP).

Public consultation ran during February and March 2023. This included online feedback opportunities and events across the Auckland region. We received a total of 41,146 pieces of feedback, including 4,488 pieces of feedback at in-person events. This presents a significant consultation in Auckland Council’s history to date. This plan was adopted by the council’s Governing Body on 29 June 2023.

Volume  
**1**



**Our annual plan for 2023/2024**

**Section One** contains our plan for financial year 2023/2024, including the approach to balancing the budget, our storm response and impacts on your rates. It also looks at improving outcomes for Māori in Tāmaki Makaurau.

**Section Two** contains regional projects, budgets and activities throughout the Auckland Council Group, including a breakdown of programmes and services reflecting the storm impacts.

**Section Three** contains the financial overview for the council group as a whole, key changes to rates and other fees, prospective financial statements for 2023/2024, rating policy overview, prospective funding impact statement and other key financial information.

**Section Four** contains information on The Tūpuna Maunga o Tāmaki Makaurau Authority.

**Section Five** outlines the structure of the council as well as ways to contact the council and a glossary of terms.

Volume  
**2**



**Local board information and agreements**

**Section One** provides information on local boards and a summary of their planned expenditure for 2023/2024.

**Section Two** contains a local board agreement (outlining local activity initiatives and budgets for 2023/2024) for each of the 21 local boards.

**Section Three** contains the Allocation of Decision-making Responsibilities of Auckland Council’s Governing Body and Local Boards agreement.

**Section Four** outlines the structure of the council as well as ways to contact the council and a glossary of terms.



Wāhanga tuatahi:  
He whakarāpopoto mō ngā poari  
ā-rohe

## **Section one: Local board overview**

He whakarāpopoto mō ngā poari ā-rohe

# 1.1 Local board overview

## SHARED GOVERNANCE MODEL



### The Governing Body (mayor and 20 councillors)

- focus on big picture and Auckland-wide issues
- develop Auckland-wide strategies and plans
  - decision making of regulatory activities such as bylaws, licencing, inspection and animal management.



### 21 local boards (chairperson and local board members)

- represent local communities
  - provide local leadership
- make decisions on local issues and activities
- allocate local discretionary funding such as community grants and events
  - input to regional strategies and plans
- advocate to the Governing Body and council-controlled organisations (CCOs) on behalf of local communities.

## Introduction

Auckland Council has a unique model of local government in New Zealand, comprising the Governing Body (made up of the mayor and 20 ward councillors) and 21 local boards. The Governing Body focuses on Auckland-wide issues while local boards are responsible for decision making on local issues, activities and services and providing input into regional strategies, policies and plans. Together, this is a shared governance model where decisions can be made both regionally and locally.

Local board decision-making comes from three sources:

1. **Legislation** – local boards are responsible for activities such as community engagement, preparing local board plans, agreeing and monitoring local board agreements and communicating local views to the Governing Body on regional strategies, policies, plans and bylaws.
2. **Allocation of decision-making for non-regulatory activities** – the Governing Body has allocated decision-making responsibility for certain non-regulatory activities to local boards. Local boards make decisions on, and have oversight of, a broad range of local activities such as local parks, libraries, events, recreational facilities and community activities. Please see Part 3 of this volume for the Allocation of decision-making responsibilities for non-regulatory activities.
3. **Delegation of decision-making responsibilities** – the Governing Body may delegate responsibility for some regulatory activities to local boards and Auckland Transport may delegate some decision-making responsibilities to local boards. Please see Part 3 of this volume for the list of delegated responsibilities to local boards.

## Te Whakawhanake i ngā Take Mātāmua ā-Rohe Pātata

# 1.2 Developing local priorities

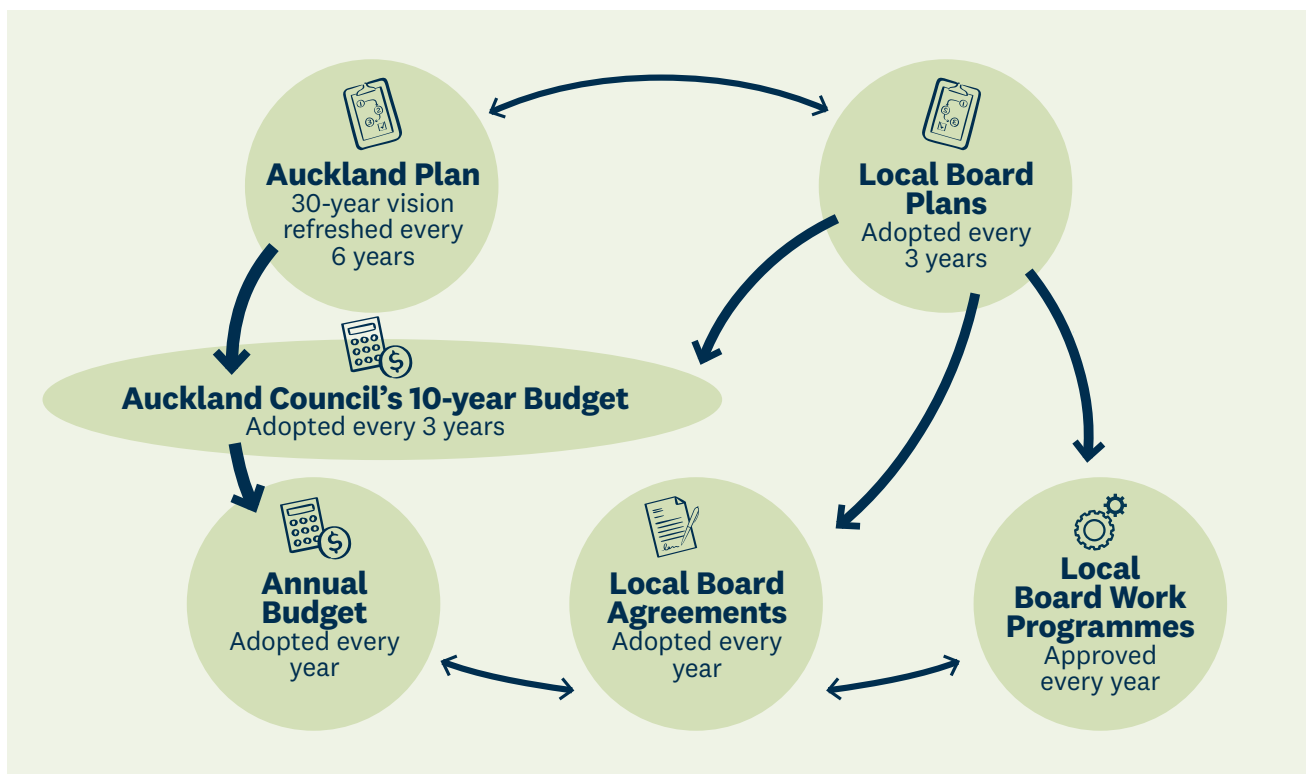
Local board plans are strategic documents that set the direction for local boards and also inform the 10-year budget (long-term plan). Reflecting community priorities and preferences, the plans are developed every three years to guide local board activity, funding and investment decisions. They also influence local board input into regional strategies and plans and provide a basis for developing local board agreements.

Every year, a local board agreement is developed between the Governing Body and each local board. It agrees the delivery and funding of local activities, intended levels of service, performance measures and targets, for the year. The agreement takes into account local board plan priorities but must also reflect Governing Body decisions such as Auckland-wide priorities, budget constraints and trade-offs across all council activities.

Each local board also agrees annual work programmes in line with their local board agreement. These are operational and capital work programmes for activities in which they have decision-making responsibilities. They contain specific initiatives and projects in greater detail than appears in a local board agreement. Local board work programmes play a critical role in delivering on the needs of communities and are informed by local board plans.

Local board agreements for 2023/2024 have been agreed between each local board and the Governing Body and are set out in Part 2.

Diagram 1: The relationship between Auckland Council plans and agreements.



## Local activities

Local boards have decision making responsibility for a range of activities, as set out in the following list.

1. Local Community Services
2. Local Planning and Development
3. Local Environmental Management
4. Local Governance.

Local board agreements outline for each activity area the key initiatives and funding for the 2023/2024 financial year.



## Te Tuku Pūtea

## 1.3 Funding

Auckland Council has a shared governance model for making decisions on local activities. Under the Local Board Funding Policy, funding is allocated to local boards to deliver local services, through the following methods:

1. **Asset based services** – the Governing Body allocates funds to deliver local activities based on decisions about region-wide service levels. This includes allocation of funds for local asset based services, such as building a new swimming pool or library.
2. **Locally driven initiatives** – an allocation is based on a formula applied to each local board, with the exception of Aotea / Great Barrier and Waiheke Local Boards who agree funding requirements with the Governing Body on an annual basis.
3. **Governance services** – an allocation is based on the number of elected members and associated administrative costs for each local board.

The total planned expenditure for local activities across all 21 local boards over the 2023/2024 financial year is shown in following table below. The budgets for each local board are listed within the individual local board agreements in this volume.

As part of this Annual Budget 2023/2024, the Governing Body has reduced the total operating expenditure funding for local boards by \$4 million for 2023/2024. The allocation of the \$4 million reduction between local boards was made in accordance with the approach used for setting Locally Driven Initiatives (LDI) funding levels (population, deprivation, land area formula), as set out in the Local Board Funding Policy.

### Expenditure for all local board areas for 2023/2024 by local board

\$000 FINANCIAL YEAR ENDING 30 JUNE	ANNUAL PLAN 2022/2023	LTP 2023/2024	ANNUAL PLAN 2023/2024
<b>Gross Capital Expenditure</b>			
Albert-Eden	4,187	4,195	4,735
Devonport-Takapuna	4,935	4,873	5,077
Franklin	10,347	10,014	9,757
Aotea / Great Barrier	591	216	290
Henderson-Massey	14,373	14,094	19,340
Hibiscus and Bays	19,078	10,734	11,176
Howick	6,464	5,866	3,643
Kaipātiki	6,870	9,962	7,607
Māngere-Ōtāhuhu	4,403	5,602	5,872
Manurewa	2,093	9,497	9,401
Maungakiekie-Tāmaki	7,898	6,564	9,593
Ōrākei	6,651	3,860	3,945
Ōtara-Papatoetoe	6,304	7,165	8,017
Papakura	3,483	5,586	4,909
Puketāpapa	1,635	2,605	2,675
Rodney	11,853	10,155	10,050
Upper Harbour	12,794	2,953	7,723
Waiheke	2,739	2,826	2,894
Waitākere Ranges	3,668	2,114	2,184
Waitematā	6,866	6,052	9,617
Whau	16,253	18,576	13,099
	<b>153,485</b>	<b>143,509</b>	<b>151,604</b>



<b>\$000 FINANCIAL YEAR ENDING 30 JUNE</b>	<b>ANNUAL PLAN 2022/2023</b>	<b>LTP 2023/2024</b>	<b>ANNUAL PLAN 2023/2024</b>
<b>Gross Operating Expenditure</b>			
Albert-Eden	14,265	18,110	15,827
Devonport-Takapuna	16,254	16,238	14,066
Franklin	16,323	16,449	17,008
Aotea / Great Barrier	2,271	2,954	2,462
Henderson-Massey	30,798	30,912	31,348
Hibiscus and Bays	20,800	21,531	23,739
Howick	31,262	29,643	32,042
Kaipātiki	22,357	20,169	21,696
Māngere-Ōtāhuhu	20,463	17,988	21,933
Manurewa	17,328	16,974	18,101
Maungakiekie-Tāmaki	15,493	15,895	17,901
Ōrākei	14,562	14,777	16,871
Ōtara-Papatoetoe	22,623	19,899	24,026
Papakura	14,271	12,213	15,281
Puketāpapa	9,603	10,752	10,386
Rodney	15,005	18,602	16,071
Upper Harbour	14,240	14,189	16,192
Waiheke	6,037	8,007	6,161
Waitākere Ranges	11,087	9,893	11,968
Waitematā	30,822	30,482	34,565
Whau	14,369	16,197	16,245
	<b>360,233</b>	<b>361,874</b>	<b>383,887</b>

Budgets include inflation, interest and depreciation, and exclude corporate overheads





Wāhanga tuarua:  
He whakarāpopoto mō ngā poari  
ā-rohe

## **Section Two: Local board information**

Te Poari ā-Rohe o Ōrākei

## 2.12 Ōrākei Local Board

He kōrero mai i te Heamana

### Message from the Chair

I am pleased to present the Ōrākei Local Board Agreement for 2023/2024. During the Annual Budget consultation earlier this year, we received 1975 submissions from our local board area – the second highest number for any local board.

We consulted on eight priorities, including continuing to improve water quality, such as in Newmarket/Middleton stream, Hobson Bay and Ōrākei Basin, continuing work to enhance Pourewa Valley, efforts to purchase Kohimarama Forest and deliver the new Meadowbank Community Centre.

Of individuals, 80 per cent supported all or most of our priorities, and of organisations, 85 per cent supported all or most of our priorities.

The top priorities as expressed by our community were protecting and restoring local waterways, environmental restoration and pest control, library opening hours and arts and culture programmes.

One of our priorities we proposed during the consultation was investigating the potential for targeted rates and other sources of funding. With our constrained fiscal circumstances, if we want to continue to enhance the liveability of our area for an ever-increasing population, we need to think creatively about how we can access additional funds to do this. Targeted rates are a way to ensure that rates that are collected in an area for a specific purpose, stay in the area. We will shortly be seeking an indication from the community whether they might support this approach during our draft Ōrākei Local Board Plan 2023 consultation.

We will continue to strive to make our parks and open spaces accessible to more people and with better facilities. Again, our increasing intensification means this is becoming ever-more important. We are also mindful that community safety and security is always a priority, and we are working with business owners, NZ Police and community organisations to address this issue.

Substantial progress has been made on the Meadowbank Community Centre project and we are working to keep it moving.

Ngā mihi,




Scott Milne  
Chairperson, Ōrākei Local Board

# Ōrākei Local Board area



A population of **87,500** with estimated population reach of 110,200 by 2041



Ōrākei is home to over **8** swimming beaches



**LEGEND**

- Local board office
- Public open space (Unitary Plan)
- Motorway
- Major road
- Arterial road
- Medium road
- Minor road
- Railway



**7** community centres and halls and **6** volcanic features

Ōrākei boasts over **20km** of coastal walks

**112** parks and reserves, **2** libraries

Data sources: Council Growth model i11v6 (August 2020). Statistics New Zealand 2018 Census.

## Local Board Plan outcomes

The Ōrākei Local Board Plan 2020 sets out the aspirations the local board has for the area. The outcomes in the Ōrākei Local Board Plan are:

**Whakaotinga tahi: Kei te honohonoa, kei te tūhonotia, kei te aumangea ō tātou hapori**

**Outcome 1: Our communities are connected, engaged and resilient**

Our local board area is growing, and our communities are becoming more diverse. COVID-19 showed how keen our residents are, young and old, to get involved to support their fellow community members and enhance the place they live in.

**Whakaotinga rua: Kei te tiakina, kei te haumanutia, kei te whakahaumakotia ō tātou whenua, ngahere, ara wai, taiao moana hoki**

**Outcome 2: Our land, forests, waterways and marine environment are protected, restored and enhanced**

Our area is a great place to live because of its natural features. These need to be treasured, especially as the area intensifies, so we will do even more to enhance our environment, restore its wairua and recognise its importance to the well-being of our people.

**Whakaotinga toru: Ko te katoa o ngā papa rēhia, o ngā takiwā mārakerake hoki he rerehua, he wāhi kaha te whakamahi mō ngā mahi rēhia oi, hāngū anō hoki**

**Outcome 3: All parks and open space areas are attractive and well-used places for both active and passive recreation**

More than ever, since COVID-19, our residents have enjoyed and appreciated our parks, reserves and open spaces. Providing recreational space for more people, more of the time, will continue to be our focus.

More than ever, since COVID-19, our residents have enjoyed and appreciated our parks, reserves and open spaces. Providing recreational space for more people, more of the time, will continue to be our focus.

The local board agreement outlined in this document reflects how we plan to support these outcomes through agreed activities in the 2023/2024 financial year. In addition, each local board carries out responsibilities delegated by the Governing Body in accordance with the delegated power, and with the general priorities and preferences in the local board plan.

## Working with Māori

Delivering on Auckland Council's commitment to Māori at a local level is a priority for local boards. The council is committed to meeting its responsibilities under Te Tiriti o Waitangi / the Treaty of Waitangi and its broader statutory obligations to Māori.

To meet this commitment, the Ōrākei Local Board Plan seeks to deliver outcomes for Māori. Initiatives that deliver Māori outcomes are those which support Māori identity and culture, advance Māori well-being and support Māori to participate in local decision-making. Examples of this include:

- connecting early and frequently with Ngāti Whātua Ōrākei on new projects and areas of emerging local interest acknowledging their role as kaitiaki (guardians and conservators across generations) to ascertain their mana whenua interests and mātauranga insights

**Whakaotinga whā: Ko ō tātou hanganga ikiiki he pai te mahi, he honohono, mā konei e whakaahei ana i te tangata kia neke haere i runga i te haumaru me te pai mā te whakamahi i te whānuitanga o ngā kōwhiringa**

**Outcome 4: Our transport infrastructure is efficient and connected, enabling people to move around safely and effectively using a range of options**

Providing alternative modes of transport through our area will become more important as our communities change and intensify. However, efficiency and safety will always be paramount to our residents in the transport choices they make.

**Whakaotinga rima: Kei te piki haere te ngangahau me te taurikura o ō tātou pokapū tāone, pakihi ā-rohe hoki**

**Outcome 5: Our town centres and local businesses are increasingly vibrant and prosperous**

Our communities want to see our town centres and local businesses thrive, so we will embrace the "love local, shop local" approach to support our economy.

- working with Ngāti Whātua Ōrākei, along with local environmental groups, to enhance the ecology of Pourewa Valley, including sourcing native plants from their Pourewa Nursery for restoration work in the valley
- developing a strong waka culture and daily presence of the iwi in Okahu Bay
- supporting Ngāti Whātua Ōrākei to advance their intentions to establish a multi-use sports facility in the Ōrākei Domain
- partner with Ngāti Whātua Ōrākei, and arts and cultural groups to blend arts and culture into people's everyday lives and create a culturally rich and creative local area.

## Ōrākei Local Board Agreement 2023/2024

### Planned operating and capital spend in 2023/2024

KEY AREAS OF SPEND	COMMUNITY SERVICES	ENVIRONMENTAL SERVICES	PLANNING SERVICES	GOVERNANCE	TOTAL
Planned Operating Spend 2023/2024	\$15.0 million	\$262,000	\$582,000	\$1.0 million	\$16.8 million
Planned Capital Spend 2023/2024	\$3.9 million	\$0	\$0	\$0	\$3.9 million

### Priorities by activity area

Auckland Council's 2023/2024 funding priorities for local activities which contribute to key community outcomes in the Ōrākei Local Board area are set out below under each local activity.

#### Local community services

We support strong, diverse, and vibrant communities through libraries and literacy, arts and culture, parks, sport and recreation, and events delivered by a mix of council services, community group partnerships and volunteers. Our annual budget to deliver these activities includes operating costs of \$15.0 million and capital investment of \$3.9 million.

The key initiatives we have planned for 2023/2024 include:

- connect communities and build resilience across our diverse communities through the delivery of events, funding contestable grants, empowering youth and supporting the wellbeing and participation of seniors
- deliver a new high-quality and fit-for-purpose community centre at Meadowbank
- support library programmes for different ages and interests, and the seismic restoration of Remuera library
- support the emerging community-led Auckland East Community Network and its website to provide a community-empowering hub, enabling collaboration and sharing of resources for the common good
- support youth from the area and the Youth of Ōrākei to have a voice in local decision-making and to contribute to their communities.

The local community services and key initiatives outlined above contribute towards achieving the following outcomes in the Ōrākei Local Board Plan:

- Outcome 1: Our communities are connected, engaged and resilient
- Outcome 2: Our land, forests, waterways and marine environment are protected, restored and enhanced

### Levels of service

We measure our performance against the following measures for each local priority. The level of service statement is in bold below.

PERFORMANCE MEASURE	ACTUAL 2021/2022	ANNUAL PLAN TARGET 2022/2023	ANNUAL PLAN TARGET 2023/2024
<b>Provide safe, reliable, and accessible social infrastructure for Aucklanders that contributes to placemaking and thriving communities</b>			
Percentage of Aucklanders that feel their local town centre is safe - day time	76%	85%	85%
Percentage of Aucklanders that feel their local town centre is safe - night time	29%	50%	50%
<b>Utilising the Empowered Communities Approach, we support Aucklanders to create thriving, connected and inclusive communities</b>			
The percentage of Empowered Communities activities that are community led	68%	75%	75%
The percentage of Empowered Communities activities that build capacity and capability to assist local communities to achieve their goals	86%	75%	75%
<b>We provide safe and accessible parks, reserves, beaches, recreation programmes, opportunities and facilitates to get Aucklanders more active, more often</b>			
The percentage of park visitors who are satisfied with the overall quality of sportsfields	74%	75%	75%
The customers' Net Promoter Score for Pools and Leisure Centres	N/A	42	42
The percentage of users who are satisfied with the overall quality of local parks	79%	75%	75%
The percentage of residents who visited a local park in the last 12 months	85%	85%	85%
<b>We showcase Auckland's Māori identity and vibrant Māori culture</b>			
The percentage of local programmes, grants and activities that respond to Māori aspirations	45%	15%	15%
<b>We fund, enable, and deliver services, programmes, and facilities (art facilities, community centres, hire venues, and libraries) that enhance identity, connect people, and support Aucklanders to participate in community and civic life</b>			
The number of internet sessions at libraries (unique sessions over public computing or public WIFI networks)	33,127	100,000	100,000
The percentage of arts, and culture programmes, grants and activities that are community led	100%	90%	90%
The percentage of art facilities, community centres and hire venues network that is community led	33%	33%	33%
The number of attendees at council-led community events	0	3,500	2,000
The number of participants in activities at art facilities, community centres and hire venues	124,348	190,000	190,000
The number of visits to library facilities	220,468	450,000	428,020





PERFORMANCE MEASURE	ACTUAL 2021/2022	ANNUAL PLAN TARGET 2022/2023	ANNUAL PLAN TARGET 2023/2024
The percentage of attendees satisfied with a nominated local community event	Not measured	75%	75%
Percentage of customers satisfied with the quality of library service delivery	97%	85%	85%

### Local Planning and Development

Local planning and development include supporting local town centres and communities to thrive by developing town centre plans and development, supporting Business Improvement Districts (BIDs), heritage plans and initiatives.

Our annual operating budget to deliver these activities is \$582,000.

The key initiatives we have planned for 2023/2024 include:

- endorse the recommended Ellerslie Business Association, Remuera Business Association and St Heliers Village Association BID targeted rates to support BID programmes to improve the business environment, encourage resilience and attract new businesses and customers.

The local planning and development activity, including the key initiatives outlined above contribute towards achieving the following outcome/s in the Ōrākei Local Board Plan:

- Outcome 5: Our town centres and local businesses are increasingly vibrant and prosperous

### Levels of service

We measure our performance against the following measures for each local priority. The level of service statement is in bold below.

PERFORMANCE MEASURE	ACTUAL 2021/2022	ANNUAL PLAN TARGET 2022/2023	ANNUAL PLAN TARGET 2023/2024
---------------------	------------------	------------------------------	------------------------------

#### **We help attract investment, businesses and a skilled workforce to Auckland**

The percentage of Business Associations meeting their Business Improvement District (BID) Partnership Programme obligations	100%	100%	100%
---	------	------	------

### Local Environmental Management

We support healthy ecosystems and sustainability through local board-funded initiatives such as planting, pest control, stream and water quality enhancements, healthy homes, and waste minimisation projects.

Our annual operating budget to deliver these activities is \$262,000.

The key initiatives we have planned for 2023/2024 include:

- continue to improve water quality, including in Newmarket/Middleton stream, Hobson Bay and Ōrākei Basin
- continue to restore the ecology of Pourewa Valley with Ngāti Whātua Ōrākei, the community and various landowners
- support our community groups through the Wildlink Eastern Bays Network, Eastern Bays Songbird Project and Tāmaki Estuary Environmental Forum to create positive impacts on the environment.

The local environmental management activity and key initiatives outlined above contribute towards achieving the following outcomes in the Ōrākei Local Board Plan:

- Outcome 1: Our communities are connected, engaged and resilient
- Outcome 2: Our land, forests, waterways and marine environment are protected, restored and enhanced
- Outcome 3: All parks and open spaces areas are attractive and well-used places for both active and passive recreation.

**Levels of service**

We measure our performance against the following measures for each local priority. The level of service statement is in bold below.

PERFORMANCE MEASURE	ACTUAL 2021/2022	ANNUAL PLAN TARGET 2022/2023	ANNUAL PLAN TARGET 2023/2024
<b>We work with Aucklanders to manage the natural environment and enable low carbon lifestyles to build resilience to the effects of climate change</b>			
The percentage of local low carbon or sustainability projects that have successfully contributed towards local board plan outcomes	N/A	75%	80%
The percentage of local water quality or natural environment improvement projects that have successfully contributed towards local board plan outcomes	100%	90%	90%

**Local Governance**

Activities in this group support the local board to engage with and represent their communities and make decisions on local activities. This support includes providing strategic advice, leadership of the preparation of local board plans, support in developing local board agreements, community engagement including relationships with mana whenua and Māori communities, and democracy and administrative support. There is no performance measure for this activity.

Our annual operating budget to deliver these activities is \$1.0 million.



## Funding Impact Statement

This prospective funding impact statement has been prepared to meet the requirements of Section 21(5) of the Local Government (Auckland Council) Act 2009. It covers the year from 1 July 2023 to 30 June 2024 and outlines the council's sources of funding for local activities in this local board area and our plan to apply them.

\$000 FINANCIAL YEAR ENDING 30 JUNE	ANNUAL PLAN 2022/2023	ANNUAL PLAN 2023/2024
<b>Sources of operating funding:</b>		
General rates, UAGCs, rates penalties	14,051	17,198
Targeted rates	559	581
Subsidies and grants for operating purposes	21	22
Fees and charges	567	600
Local authorities fuel tax, fines, infringement fees and other receipts	1,017	1,015
<b>Total operating funding</b>	<b>16,215</b>	<b>19,416</b>
<b>Applications of operating funding:</b>		
Payment to staff and suppliers	13,302	15,378
Finance costs	949	940
Internal charges and overheads applied	1,689	2,661
Other operating funding applications	0	0
<b>Total applications of operating funding</b>	<b>15,940</b>	<b>18,980</b>
<b>Surplus (deficit) of operating funding</b>	<b>275</b>	<b>436</b>
<b>Sources of capital funding:</b>		
Subsidies and grants for capital expenditure	0	0
Development and financial contributions	0	0
Increase (decrease) in debt	6,376	3,509
Gross proceeds from sale of assets	0	0
Lump sum contributions	0	0
Other dedicated capital funding	0	0
<b>Total sources of capital funding</b>	<b>6,376</b>	<b>3,509</b>
<b>Application of capital funding:</b>		
Capital expenditure:		
- to meet additional demand	2,718	102
- to improve the level of service	39	76
- to replace existing assets	3,894	3,767
Increase (decrease) in reserves	0	0
Increase (decrease) in investments	0	0
<b>Total applications of capital funding</b>	<b>6,651</b>	<b>3,945</b>
<b>Surplus (deficit) of capital funding</b>	<b>(275)</b>	<b>(436)</b>
<b>Funding balance</b>	<b>0</b>	<b>0</b>

## Appendix A: Advocacy initiatives

A key role of the local board is to advocate for initiatives that it may not have decision-making responsibilities or funding for in the annual budget but recognise the value it will add to the local community.

The key initiatives that the local board advocated for as part of this annual budget were:

INITIATIVE	DESCRIPTION
Crime and anti-social behaviour prevention	Advocate to NZ Police and central government for solutions to prevent crime and anti-social behaviour to support our local businesses and community. Continue supporting community patrols.
Transport	Advocate to Auckland Transport for local transport improvements.
Water quality	Advocate to the Governing Body and Watercare to continue to improve water quality, including in Newmarket/Middleton stream, Hobson Bay and Ōrākei Basin.

## Appendix B: How to contact your local board

Local boards have been established to enable local representation and decision-making on behalf of local communities. You are encouraged to contact your elected members to have your say on matters that are important to your community.



**Scott Milne**  
Chairperson  
Mobile 021 876 326  
scott.milne@aucklandcouncil.govt.nz



**Sarah Powrie**  
Deputy Chairperson  
Mobile 021 142 2913  
sarah.powrie@aucklandcouncil.govt.nz



**Troy Churton**  
Mobile 021 042 1110  
troy.churton@aucklandcouncil.govt.nz



**Margaret Voyce**  
Mobile 029 880 9900  
margaret.voyce@aucklandcouncil.govt.nz



**Angus McPhee**  
Mobile 027 929 2007  
angus.mcphee@aucklandcouncil.govt.nz



**David Wong**  
Mobile 021 723 846  
david.o.wong@aucklandcouncil.govt.nz



**Penny Tucker**  
Mobile 021 256 0454  
penny.tucker@aucklandcouncil.govt.nz

The board can be contacted on:

**[orakeilocalboard@aucklandcouncil.govt.nz](mailto:orakeilocalboard@aucklandcouncil.govt.nz)**

For general enquiries, assistance and information, phone **09 301 0101** any time or visit **[aucklandcouncil.govt.nz](http://aucklandcouncil.govt.nz)**

Local board meetings, agendas and minutes are available on the Auckland Council website:

**[www.aucklandcouncil.govt.nz](http://www.aucklandcouncil.govt.nz) > About council > Meetings and agendas**





---

Auckland Council disclaims any liability whatsoever in connection with any action taken in reliance of this document for any error, deficiency, flaw or omission contained in it.

© 2023 Auckland Council, New Zealand  
June 2023

Tahua ā-tau 2023/2024  
Auckland Council Annual Budget 2023/2024  
Volume 2

ISSN 2624-0300 (Print)  
ISSN 2624-0319 (Online)

ISBN 978-1-99-106066-2 (Print)  
ISBN 978-1-99-106067-9 (PDF)

2-volume set  
ISBN 978-1-99-106068-6 (Print)  
ISBN 978-1-99-106069-3 (PDF)

This document is licensed for re-use under the Creative Commons Attribution 4.0 International licence. In summary, you are free to copy, distribute and adapt the material, as long as you attribute it to Auckland Council and abide by the other licence terms.

