










*delete chimney from precinct plan as no longer Scheduled*

Waitemata Harbour

SCALE APPROX 1:1500

 Scheduled Buildings Category A	 Scheduled Buildings Category B	 Landscape Protection Exemption Area defined	<b>Siting of new buildings &amp; structures</b> 1. Cogeneration gas boiler 2. Drive through bulk loading facility 3. Carbon Plant (decolourisation) columns extension 4. No 2 (MAF) warehouse expansion. 5. Administration (office) building extension 6. Continuous vacuum pan (VKT) structure 7. Bulk sugar silo (and its enclosure) 8. Coal boiler and associated buildings or structures
 Special Height Rule Area H	 Special Height Rule Area D	 Line Defining Area D (landward)	
 Shoreline (MHWS approx)			



~~Chelsea sub-precinct C: Current uses~~

*Precinct plan 1: Chelsea sub-precinct C - current use*