



Retirement village resident rates  
rebates certificate

Auckland resident only

How to answer:

- This form should be filled out by the retirement village operator.
- Section 3 should be filled out by the resident.
- The resident must attach this completed certificate to their Rates Rebate Application Form.
- The village operator must sign this certificate for each resident who wants to apply.
- You can complete this certificate by hand or on-screen using Adobe Reader.
- You can use the Tab key to move to the next fillable form field in Adobe Reader.

**1. Retirement village** (retirement village operator to complete)

**1a. Retirement village details.**

Name of village

Address

**1b. Total amount of rates the village pays for the current rating year.**

This includes council, regional and water rates.

Amount

\$

**2. Resident details** (retirement village operator to complete)

**2a. Details of resident who is applying for the rebate.**

First Name

Last Name

Address of resident's unit

**2b. Resident's rates contribution for the current rating year**

This includes council, regional and water rates. If rates are not a specified fee for residents, use the equation on the reverse of this form to determine the value of rates deemed payable by the resident for rebate purposes.

Amount (water rates)

\$

Amount (council rates)

\$

### 3. Village Operator Declaration (retirement village operator to complete)

*In accordance with section 7A of the Rates Rebate Act 1973, I confirm the information I have given is correct and that the resident contributed to rates under a written agreement with the operator.*

Full name of village operator

Signature

Date (dd/mm/yyyy)

### 4. Direct Deposit Request (resident to complete)

If you do not complete your bank account details below, the rebate will be returned for you to complete.

*I, the resident, request that the council deposit the rebate directly into my personal bank account and have provided proof of my bank account number.*

Bank account holder's name

Bank account number

Bank

Branch

Account Number

Suffix

Resident signature


# Guide on how to calculate resident rates contribution

Use this guide to help you calculate the resident rates contribution.

## The resident's total annual contribution to the village

Amount

\$




## Total annual contribution of all residents

Enter the expected contribution of all residents as if the village was at capacity.

Amount

\$




## Total amount the village pays for rates

Where a retirement village also has rest home services the rest home portion of rates should be excluded.

Amount

\$



## Residents rates contribution

Enter this value on the front page.

Amount

\$